



Thank you for scheduling an appointment to have your cat treated with radioiodine at our facility. In an effort to ensure the optimal treatment experience for both you and your pet, please observe the following instructions.

- 1.) Please discontinue methimazole (Tapazole®) administration for 1 week before your cat's appointment. (If your cat is currently taking a diuretic (e.g. furosemide) for symptoms of congestive heart failure, please consult with your veterinarian before discontinuing methimazole administration.) Most medications other than Tapazole® should be continued up until admission for radioiodine therapy. All adjustments in patient medication should be made under the direct supervision of a licensed veterinarian familiar with the care of hyperthyroidism and its potential complications. If you wish us to continue administering medications during your cat's hospitalization, please bring those medications with your cat in sufficient quantity to last the anticipated hospitalization.
- 2.) To ensure the best care for your cat, we require a complete laboratory evaluation prior to its treatment with radioiodine. (Please see enclosed notes to clients and referring veterinarians.) Please bring a copy of those test results with you for your appointment. Laboratory work performed in excess of 45 days before admission will be repeated. If you choose to have your referring veterinarian FAX the laboratory results to our facility (rather than hand carry them in yourself) please call us ahead to ensure we have received them. Laboratory results not available at the time of admission will be repeated at additional cost.
- 3.) In an effort to maximize your cat's appetite while hospitalized, please provide any special diets you feed your cat. These diets may include prescription diets or unique brands of over-the-counter diets. While we have a large number of different cat foods in stock, unusual brands or flavors should be provided to ensure optimal calorie intake during your cat's hospitalization.
- 4.) If you have internet access and have questions regarding your cats treatment, please visit our web page at [www.avmi.net](http://www.avmi.net). In addition to a description of hyperthyroidism and its treatment, you will find numerous examples (case studies) of thyroid scans both before and after radioiodine therapy. There is also a Frequently Asked Questions (FAQ) link.
- 5.) Cats suffering from upper respiratory viruses are often highly contagious to other cats. PLEASE notify us ASAP if you notice your cat demonstrating symptoms of an upper respiratory virus (e.g. sneezing, congestion, nasal or ocular discharges) or if your cat has a history of chronic respiratory virus infection. Appropriate isolation of these cat's is the only way to avoid unnecessary spread of the virus to other feline patients in our care.

We have 2 locations in southern California. Please confirm your cat's appointment **time, date and location** by calling the appropriate number below:

Orange County (Tustin): 949-559-7289  
Los Angeles County (West LA): 310-477-4453



## Notes to Clients and Veterinarians re: pre-radioiodine (<sup>131</sup>I) therapy patient evaluation

To ensure the optimal care for our patients, we require a complete evaluation prior to radioiodine therapy for hyperthyroidism. These required tests need to be current (performed within 45 days of admission). This evaluation includes the following tests:

**CBC** - complete blood count

**Chemistry panel**

**Electrolytes**

**Viral screening** - FELV, FIV

**Urinalysis** - including specific gravity measurement and microscopic sediment evaluation

**T<sub>4</sub>** - This test should be performed with the patient off of any thyroid medications (Tapazole<sup>®</sup>) for a minimum of 7 days.

**Thoracic radiographs** – Two view thoracic radiographs.

**If sending digital radiographic images, only DICOM images are acceptable.** JPEG images are NOT acceptable due to poor image quality. Web based solutions, necessitating visualization of JPEG images using a web browser are similarly unacceptable. Proprietary image formats necessitating the use of a proprietary image viewing software contained on the distribution CD are also NOT acceptable.

We appreciate referring veterinarians providing copies of any other tests that may have been performed on these patients as well. Deficient tests will be performed at the time of the patient's admission for radioiodine therapy.

We prefer that clients hand carry the copies of available tests with them for their appointment. This allows us to discuss those test results during the initial consultation. If clients choose to have their referring veterinarian FAX the laboratory results to our facility (rather than hand carry them) please call ahead to ensure that those results have been received. This will ensure that the test results will be available for the initial consultation. Radiographs can NOT be faxed and should be brought in by the client. All FAXs should be sent to the Orange County office (949-559-6727). We will **not** assume responsibility for the successful transmission of FAXed documents.

**To ensure a timely completion of the radioiodine therapy as well as minimize patient hospitalization time, all deficient tests not in our possession at the time of the initial consultation, will be performed at an additional charge to the client.**



# Hyperthyroid Cat New Patient Questionnaire

Please complete the following questionnaire and **bring with you** for your appointment.

- 1). When was your cat first diagnosed as hyperthyroid? \_\_\_\_\_
- 2). Has your cat had surgery for hyperthyroidism? YES / NO
- 3). Has your cat been treated with any medications for hyperthyroidism? YES / NO  
Please list **any** drugs that your cat has received within the past year.

Drug	duration of administration	date last administered

- 4). Previous medical history. (please list)

Disease	date diagnosed	treatment performed

- 5). What type(s) of foods do you feed your cat? (Please list brands and specific varieties if known.)

---



---



---



---

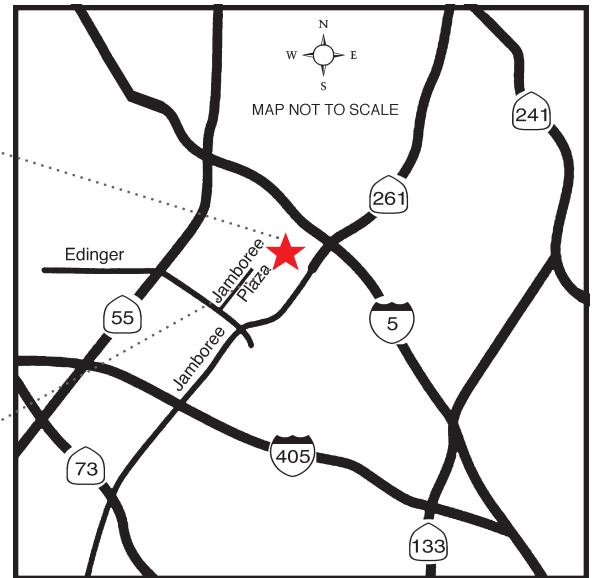
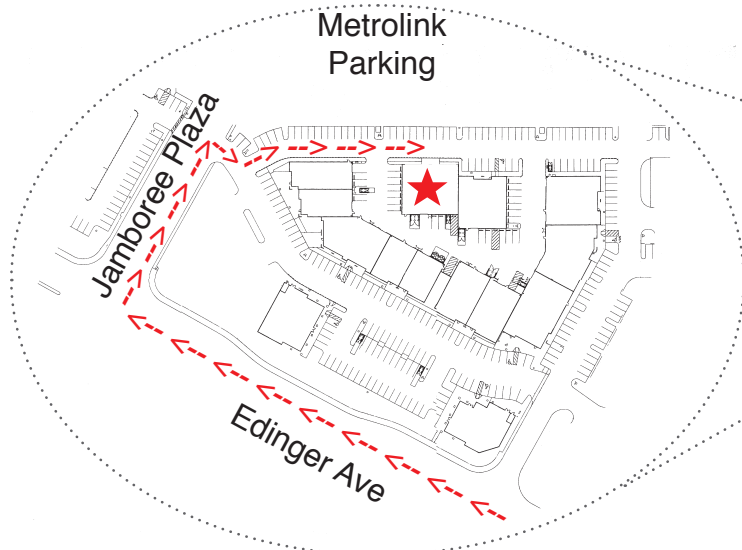
- 6). Has your cat displayed any of the following symptoms? (Please list duration of symptoms if applicable.)

- |  |       |  |       |
|--|-------|--|-------|
| <input type="checkbox"/> aggressive behavior       | _____ | <input type="checkbox"/> nervousness       | _____ |
| <input type="checkbox"/> decreased appetite        | _____ | <input type="checkbox"/> panting           | _____ |
| <input type="checkbox"/> depression                | _____ | <input type="checkbox"/> poor coat quality | _____ |
| <input type="checkbox"/> diarrhea                  | _____ | <input type="checkbox"/> seeks cool areas  | _____ |
| <input type="checkbox"/> foul smelling stool       | _____ | <input type="checkbox"/> tremors           | _____ |
| <input type="checkbox"/> increased appetite        | _____ | <input type="checkbox"/> vomiting          | _____ |
| <input type="checkbox"/> increased urination       | _____ | <input type="checkbox"/> weakness          | _____ |
| <input type="checkbox"/> increased water consumpt. | _____ | <input type="checkbox"/> weight loss       | _____ |




**ADVANCED**  
VETERINARY MEDICAL IMAGING

3047 Edinger Ave, Tustin CA 92780




#### **Directions:**


##### **From the North:**

Proceed South on the  to Jamboree Rd. Exit on Jamboree Rd and turn left. Proceed 2 1/2 miles to Edinger Ave. You must be in the right hand lane to exit Jamboree at Edinger. Turn left onto Edinger Ave. Proceed 1/4 mile to Jamboree Plaza. Turn right onto Jamboree Plaza. Proceed approximately 100 yards. Before the entrance to the Metrolink parking lot, turn right and immediately angle left. Our facility is in the back of the complex across from the Metrolink parking area at 3047 Edinger Ave.

OR

Proceed South on the  to Jamboree Rd. Exit on Jamboree Rd and turn right. Proceed 1/2 mile to Edinger Ave. Turn right onto Edinger Ave. Proceed 1/4 mile to Jamboree Plaza. Turn right onto Jamboree Plaza. Proceed approximately 100 yards. Before the entrance to the Metrolink parking lot, turn right and immediately angle left. Our facility is in the back of the complex across from the Metrolink parking area at 3047 Edinger Ave.

##### **From the South:**

Proceed North on the  to Jamboree Rd. Exit on Jamboree Rd and turn left. Proceed 1 mile to Edinger Ave. Turn right onto Edinger Ave. Proceed 1/4 mile to Jamboree Plaza. Turn right onto Jamboree Plaza. Proceed approximately 100 yards. Before the entrance to the Metrolink parking lot, turn right and immediately angle left. Our facility is in the back of the complex across from the Metrolink parking area at 3047 Edinger Ave.

**Please note that there are numerous different veterinary facilities within our business complex. To avoid unnecessary delays in service, please confirm our business name and address upon your arrival.**

3047 Edinger Ave. • Tustin • CA • 92780 • Tel: 949-559-7289 • Fax: 949-559-6727  
2340 S. Sepulveda Blvd. • Los Angeles • CA • 90064 • Tel: 310-477-4453 • Fax: 949-559-6727